

PIN CONFIGURATION - STRAIGHT		
SIDE A	COLOUR	SIDE B
PIN#2	RED/PINK	PIN#2
PIN#3	BLACK	PIN#3
PIN#5	WHITE	PIN#5
SHELL	DRAIN WIRE	SHELL

PIN CONFIGURATION - CROSS		
SIDE A	COLOUR	SIDE B
PIN#2	RED/PINK	PIN#3
PIN#3	BLACK	PIN#2
PIN#5	WHITE	PIN#5
SHELL	DRAIN WIRE	SHELL

FINISHED GOOD(CA) PART NO: DESCRIPTION

RCA-302X XX 01

TYPE OF CA COLOUR OF CA

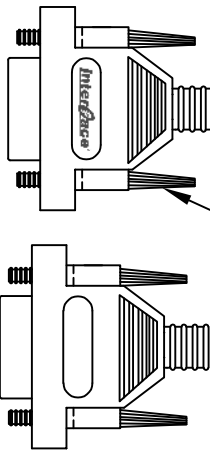
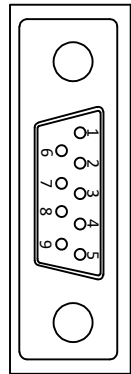
RCA-3021: D SUB MALE TO FEMALE CABLE ASSEMBLY WITH 3 CORE 28AWG+AE SHIELDED -STRAIGHT

RCA-3022: D SUB MALE TO FEMALE CABLE ASSEMBLY WITH 3 CORE 28AWG+AE SHIELDED -CROSS

LENGTH OF CA
0.1 TO XX MTRS

BLACK

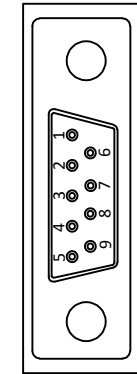
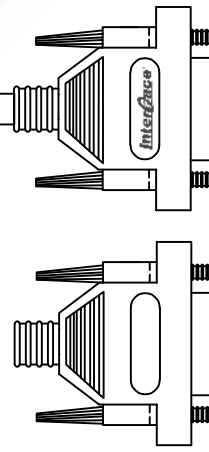
FOR EXAMPLE;
PART NO: RCA-3021-1-01
DESC: D SUB 9 PIN MALE TO FEMALE WITH 3 CORE SHIELDED CABLE STRAIGHT CONNECTION
LENGTH: 1MTR



4

CB-10087 INTERFACE® CABLES 3C 28AWG+AE SHIELDED 300V 70° C PVC CABLE

1



3

SIDE A

XXX±20

SIDE B

SL NO	DESCRIPTION	QTY
1	3CORE 28AWG (7/0.12MM) BC+AE SHIELDED PVC CABLE BLACK COLOR	1NOS
2	D-SUB-SOLDER-CONNECTOR-MALE-09PIN	1NOS
3	D-SUB-SOLDER-CONNECTOR-FEMALE-09PIN	1NOS
4	THUMB SCREW	4NOS

		Description	DB9 MALE TO FEMALE WITH 3 CORE SHIELDED CABLE STRAIGHT AND CROSS CONNECTION		
		Drg No	A4-01-302X-XXX-01		
		ICPL Part No	RCA-302X-XX-01		
Address: B-260,Peenya 2nd stage,Peenya industrial area, Bangalore-560058.		Customer Part No	TBA	Rev	00
Drafted by	MC	Angle of projections	Third angle	Scale	1:1
Checked	RV	Date	17-09-2024	Sheet	1 of 1
Approved	NC	All dimensions are in mm		Size	A4
Tolerance	Unless otherwise specified for length 0 - 500 - ±5 1000 - 1500 - ±15 500 - 1000 - ±10 1500 - 2000 - ±20	*The document is a property of InterFace Connectronics Pvt Ltd and is considered company confidential. Reproduction, unauthorised use, or disclosure of this drawing in whole or in part is prohibited.*			