

PIN CONFIGURATION (STRAIGHT)		
SIDE A	COLOUR	SIDE B
PIN#1	BLACK	PIN#1
PIN#2	BROWN	PIN#2
PIN#3	RED	PIN#3
PIN#4	ORANGE	PIN#4
PIN#5	YELLOW	PIN#5
PIN#6	GREEN	PIN#6
PIN#7	BLUE	PIN#7
PIN#8	GREY	PIN#8
PIN#9	WHITE	PIN#9

PIN CONFIGURATION (CROSS)		
SIDE A	COLOUR	SIDE B
PIN#1	BLACK	PIN#9
PIN#2	BROWN	PIN#8
PIN#3	RED	PIN#7
PIN#4	ORANGE	PIN#6
PIN#5	YELLOW	PIN#5
PIN#6	GREEN	PIN#4
PIN#7	BLUE	PIN#3
PIN#8	GREY	PIN#2
PIN#9	WHITE	PIN#1

FINISHED GOOD(CA) PART NO: DESCRIPTION

RCA-301X XX 01

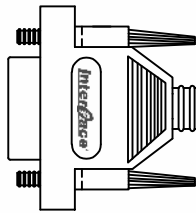
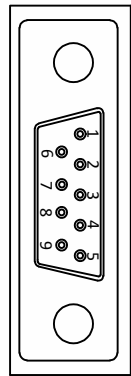
TYPE OF CA COLOUR OF CA

RCA-3013: D SUB FEMALE TO FEMALE CABLE ASSEMBLY WITH 9 CORE 28AWG ROHS COMPLIANT-STRAIGHT

RCA-3014: D SUB FEMALE TO FEMALE CABLE ASSEMBLY WITH 9CORE 28AWG ROHS COMPLIANT-CROSS

LENGTH OF CA
0.1 TO XX MTRS

FOR EXAMPLE;
PART NO: RCA-3013-1-01
DESC: D SUB MALE TO FEMALE WITH 9 CORE CABLE STRAIGHT CONNECTION
LENGTH: 1MTR



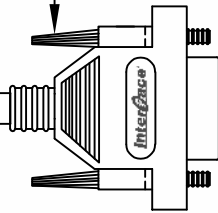
SIDE A

INTERFACE E486063 AWM 2725 VW-1 80°C 30V 9C 28AWG ROHS COMPLIANT CB-10057

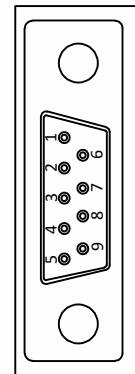
1

3

2



SIDE B



XXX±20

SL NO	DESCRIPTION	QTY
1	INTERFACE UL AWM 2725 9 CORE 28AWG+AE ROHS COMPLIANT	1NOS
2	D-SUB-SOLDER-CONNECTOR-FEMALE-09PIN	2NOS
3	THUMB SCREW	4NOS

		Description		D SUB 9 PIN FEMALE TO FEMALE WITH 9 CORE CABLE STRAIGHT AND CROSS CONNECTION	
		Drg No		A4-01-301X-XXX-01	
		ICPL Part No		RCA-301X-XX-01	
Address: B-260,Peenya 2nd stage,Peenya industrial area, Bangalore-560058.		Customer Part No	TBA	Rev	00
Drafted by	MC	Angle of projections	Third angle	Scale	1:1
Checked	RV	Date	25-06-2024	Sheet	1 of 1
Approved	NC	All dimensions are in mm		Size	A4
Tolerance	Unless otherwise specified for length 0 - 500 - ±5 1000 - 1500 - ±15 500 - 1000 - ±10 1500 - 2000 - ±20	**The document is a property of Interace Connectronics Pvt Ltd and is considered company confidential. Reproduction, unauthorised use, or disclosure of this drawing in whole or in part is prohibited.**			